




BALLERINA



Look at the head and body; they are very simple geometrical shapes. We draw the arms and legs.

We finish off the body and erase the lines.



LOOK!
We continue erasing the lines and now we have the dress.



We draw the hair and a nice expression on the face.



We add volume to the arms and legs. We draw the shoes.




We complete the details!
Let's paint her!

SHE DANCES TO THE SOUND OF THE MUSIC.

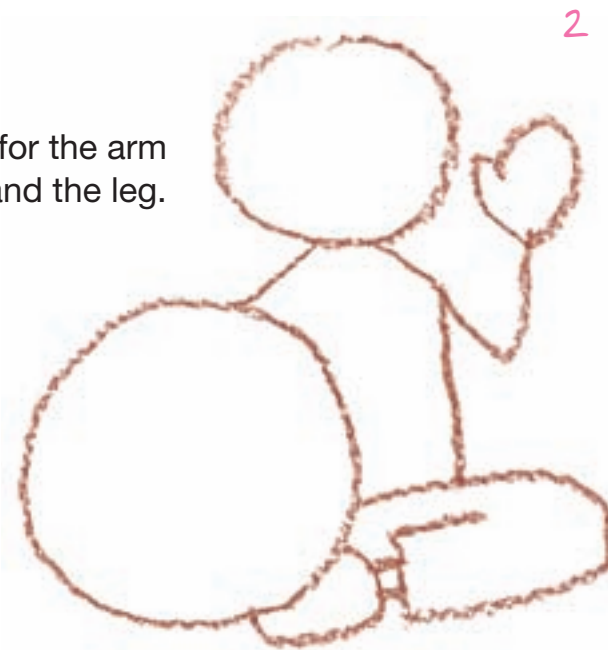
TRIBAL CHIEF

12



We draw these four geometrical shapes.

Now for the arm and the leg.




We draw the hair, hand and the waist.



We improve the drawing, adding volume to the arms and adding two feathers.



Now we draw the whole crest.



We finish off the details and paint it.



THE TRIBAL CHIEF IS THE MOST IMPORTANT PERSON OF HIS GROUP.


13



CLOWN




Two simple shapes;
the legs and the arms.




Now we draw the hat
and the neck.

3



We draw the shirt
and trousers.

4



We give him some hair and make the arms
fatter and we give him a lovely watch.

5



We draw the face
and a guitar.

6



We finish off the details and...
PAINT HIM.

Some clowns visit children who are sick in
hospital and children from countries at war.

